

Name \_\_\_\_\_

**Instructions:** Starting at the beginning of the story, write the causes and effects of Clyde's actions. The last "effect" box should describe the effect of Clyde's smell on Mr. Mora.

**Cause**

---

---

---

---



**Effect**

---

---

---

---

SMELLY CLYDE • LEVEL 1 • 1



**Cause**

---

---

---

---



**Effect**

---

---

---

---



**Cause**

---

---

---

---



**Effect**

---

---





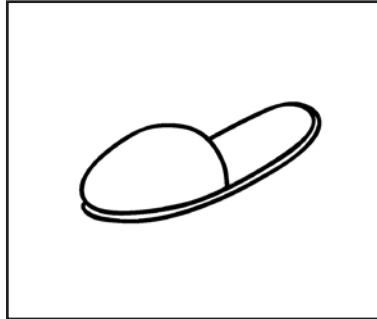

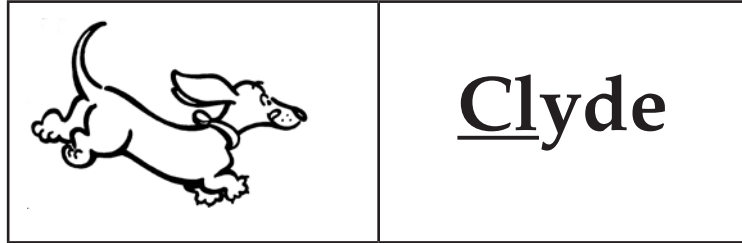
---

---

SKILL: CAUSE AND EFFECT

Name \_\_\_\_\_

**Instructions:** Identify the name of each picture. Write the *c*-blend on the lines below the pictures that contain the *c*-blend.



Name \_\_\_\_\_

**Instructions:** The sentences contain a compound predicate. On the lines below each sentence, write two sentences using the same subject. The first one is done for you.

1. Clyde ran to the chicken yard and chased the chickens.

Clyde ran to the chicken yard.

Clyde chased the chickens.

2. The farmer was angry with Clyde and chased him away.

---

---

3. Mr. Mora found the soap and pulled Clyde toward a big tub of water.

---

---

4. The chestnut horse ate the carrots and looked around for more.

---

---


5. Clyde stuck his nose high into the air and began to sniff.

---


---

Name \_\_\_\_\_


**Instructions:** Look at the picture in each square. Read the sentence. Read the two words below the sentence. Then draw a circle around one of the two words that means the same as the boldface word in the sentence.




The **little** mouse squeaked.  
small | sad




The giant was **huge**.  
big | hungry




The **funny** clown made us laugh.  
silly | glad




The ladybug is so **cute**.  
pretty | red



The **smell** was bad.  
odor | sky



The cat was **under** the table.  
below | above



Bob was **unhappy**.  
sad | hungry